
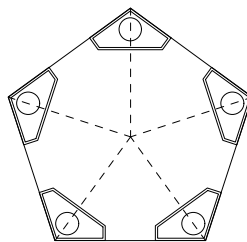
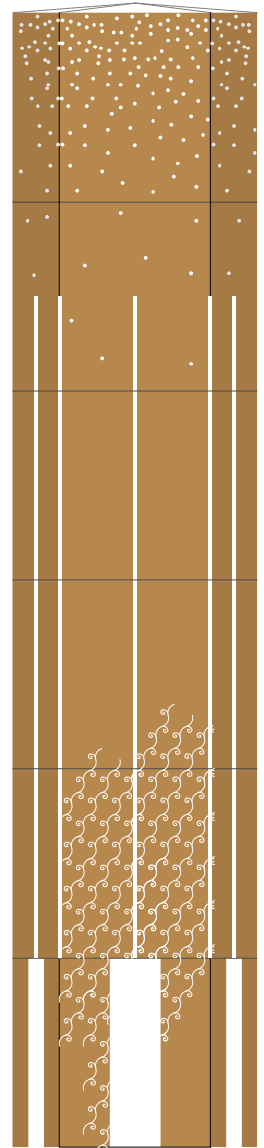


bei Nacht
Fernwirkung durch Innenbeleuchtung



H. = ca. 15 m



Aussichtspunkt Kappelberg
Glockenturm
Prinzipskizze 1:100

Cheret Bozic Architekten BDA DWB
September 2016